



Client Services contact details
Within Australia: 1300 926 626
International: +61 2 9696 9800

Additional Investment

Use this form if you are an existing investor and wish to make an additional investment.

Please complete all sections in BLOCK letters and using a black pen.

1. Read and ensure you understand the product disclosure statement (PDS) for the fund you are making an investment.

The PDS is available on our website crescentwealth.com.au, or from your financial adviser.

2. Ensure you have completed the following:

- written your account number and account name as it appears on your latest statement
- written the amount in Australian dollars
- ticked the standing instruction box (if applicable)
- selected the payment method you would like to use
- signed the form as per the 'signing instructions' in section 5.

3. Send your documents to us.

You can return your forms by post or email according to the details below:

Send by post: Crescent Wealth Funds Management (Aust) Limited
GPO Box 804
Melbourne VIC 3001

Scan and email to: crescentwealth_transactions@unitregistry.com.au

4. Transfer your application money to us.

Please refer to section 4 'payment of application amount'.

| FUND | APIR CODE |
|---|-----------|
| Crescent Wealth Australian Equity Fund Retail | CFL0002AU |
| Crescent Wealth Cash Fund Retail | CFL0003AU |
| Crescent Wealth Property Fund Retail | CFL0006AU |
| Crescent Wealth International Equity Fund | CFL0008AU |

Help is at hand. If you require any assistance to complete this form, please contact the Helpline Team on 1300 926 626.

1 Investor details

Investor number

Investor name

2 Investment details

Please specify the amount(s) you wish to invest. The minimum additional investment is \$AUD5,000 for each Trust.

If you are an existing unit holder in the fund for which you are applying, the distribution choice below will override any pre-existing election. If you have not previously provided your bank account information, please complete a Change of Details form. If you do not make an election and have not made one before, distributions will be reinvested.

| FUND NAME | APIR CODE | INVESTMENT AMOUNT \$AUD |
|---|-----------|-------------------------|
| Crescent Wealth Australian Equity Fund Retail | CFL0002AU | |
| Crescent Wealth Cash Fund Retail | CFL0003AU | |
| Crescent Wealth Property Fund Retail | CFL0006AU | |
| Crescent Wealth International Equity Fund | CFL0008AU | |


3 Other instructions

If you wish to change your other instructions (such as your reporting preferences, Financial Adviser information, or contact details), please complete the relevant form, available from crescentwealth.com.au.

4 Payment of application amount

Please select your payment method and complete the relevant section if applicable. All payments must be made in AUD.

I am making my payment by:

- EFT
- Cheque
-  BPAY®
- Direct debit

EFT

Account name: National Nominees Limited ANF Crescent Wealth Funds Management (Aust) Ltd Application Account S.981B Corps Act

BSB: 083-043

Account number: 979210865

Your reference: [please use your investor number]

Cheque

Please make your cheque payable to: Crescent Wealth Funds Management (Aust) Ltd





Please cross and write 'not negotiable' on Australian cheques only.

BPAY – telephone and internet banking

If paying by BPAY, you do not need to send this application form to us.

You can make your payment using telephone or internet banking.

You will need to quote the biller code and your reference number when making your payment.

| Fund | BPAY details |
|---|---|
| Crescent Wealth Australian Equity Fund Retail |  Biller code 290171 Reference number [Account Number] |
| Crescent Wealth Cash Fund Retail |  Biller code 290197 Reference number [Account Number] |
| Crescent Wealth Property Fund Retail |  Biller code 290221 Reference number [Account Number] |
| Crescent Wealth International Equity Fund |  Biller code 290213 Reference number [Account Number] |

Please note, if you are investing in more than one Trust, you will need to make separate payments for each applicable Trust.

Contact your bank or financial institution to make this payment from your cheque, savings, debit or transaction account.
More info: www.bpay.com.au

® Registered to BPAY Pty Ltd ABN 69 079 137 518

Direct debit authority – Australian bank accounts only

You can allow us to deduct your application amount directly from your nominated financial institution account by completing the direct debit authority below. This debit will be made through the Bulk Electronic Clearing System (BECS) from your account held at the financial institution you have nominated below.

By completing and signing this section, you have understood and agreed to the terms and conditions governing the debit arrangements between you and National Nominees Ltd, as set out in this Request and in your Direct Debit Request Service Agreement, a copy of which is available on www.nab.com.au.

Financial institution name

Branch name

BSB number

Account number

Account name (no third party accounts)

I/We request and authorise National Nominees Ltd ABN 51 004 278 899 (User ID 374556) to arrange, through its own financial institution, a debit to the nominated account as deemed payable by National Nominees Ltd.

Signature of primary bank account holder

Please print full name

Date (DD/MM/YYYY)

Signature of joint bank account holder (if applicable)

Please print full name

Date (DD/MM/YYYY)

5 Signing instructions

When you apply to invest, you (the applicant) are telling us:

- you have received, read and understood the current PDS
- monies deposited are not associated with crime, money laundering or terrorism financing, nor will monies received from your account have any such association
- you are not bankrupt or a minor, and
- you agree to be bound by the constitution of the Fund and the PDS as supplemented, replaced or re-issued from time to time.

Individual – where the investment is in one name, the account holder must sign.

Joint Holding – where the investment is in more than one name, at least two account holders must sign **unless a single investor has been given authority to operate your account.**

Companies – where the company has a sole director who is also the sole company secretary, this form must be signed by that person. If the company (pursuant to section 204A of the Corporations Act 2001) does not have a company secretary, a sole director can also sign alone. Otherwise this form must be signed by a director jointly with either another director or a company secretary. Please indicate the capacity in which the form is signed.

Trust – the trustee(s) must sign this form. Trustee(s) signing on behalf of the trust confirm that the trustee(s) is/are acting in accordance with such designated powers and authority under the trust deed.

Power of Attorney – if you have not already lodged the Power of Attorney with us, please attach a certified copy of the Power of Attorney document that includes Certificate of Witness and Statement of Acceptance and Certified Identification Document of the Power of Attorney. I/we attest that the Power of Attorney has not been rescinded or revoked and that the Donor is still living.

Signature of investor 1, director or authorised signatory

Please print full name

Date (DD/MM/YYYY)

Company officer (please indicate company capacity)

- Director
- Sole director and company secretary
- Authorised signatory

Signature of investor 2, director/company secretary or authorised signatory

Please print full name

Date (DD/MM/YYYY)

Company officer (please indicate company capacity)

- Director
- Company secretary
- Authorised signatory